

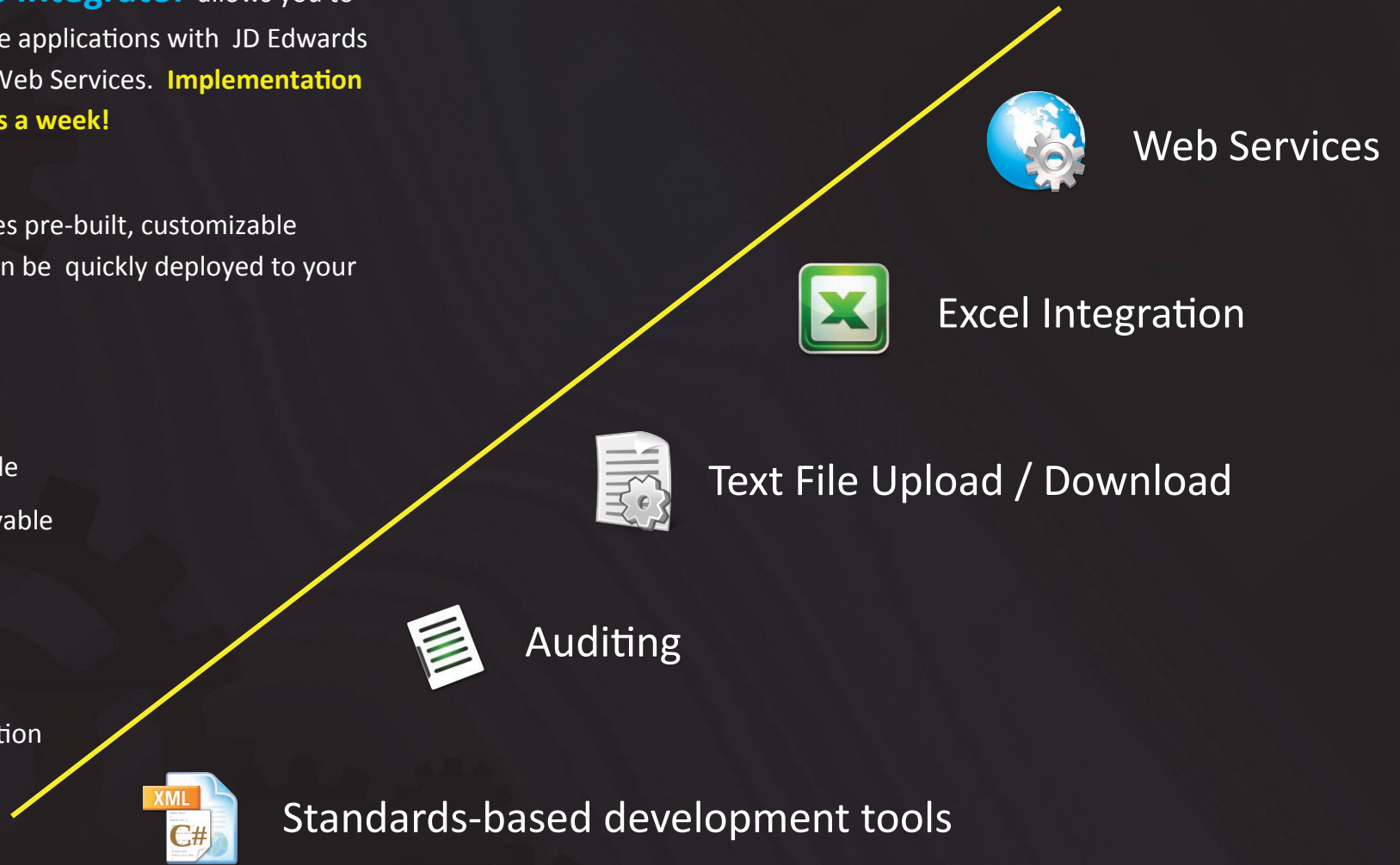
# What do you want to integrate with JD Edwards EnterpriseOne today?

Say goodbye to intermediate steps and Z-files!

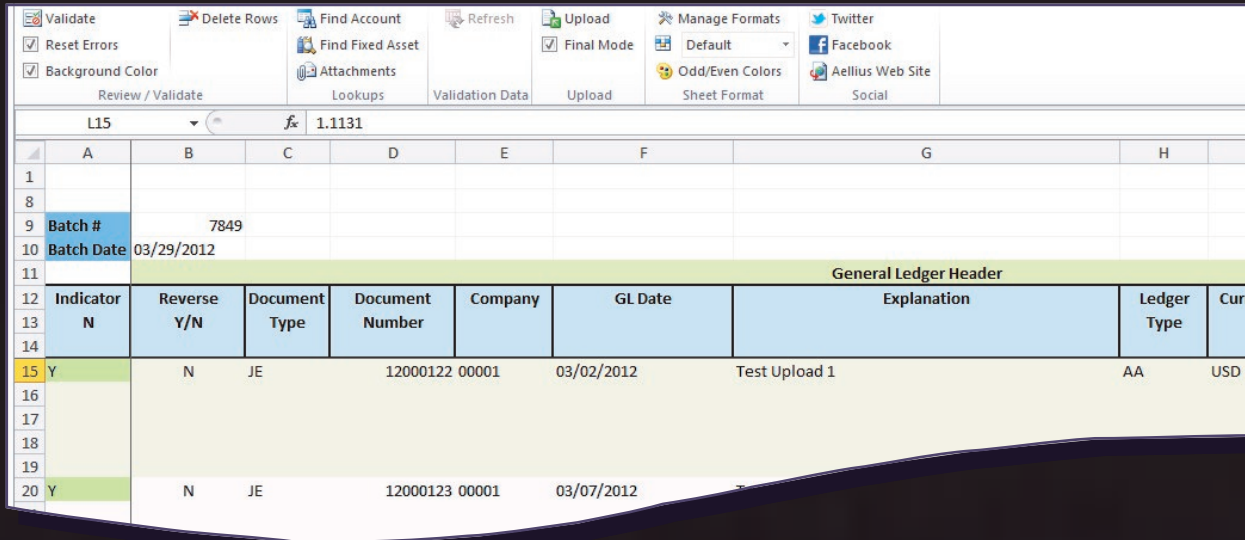
**LynX Business Integrator** allows you to seamlessly integrate applications with JD Edwards EnterpriseOne via Web Services. **Implementation may take as little as a week!**

The product includes pre-built, customizable integrations that can be quickly deployed to your environment.

- Address Book
- General Ledger
- Accounts Payable
- Accounts Receivable
- Fixed Assets
- Procurement
- Positive Pay
- Bank Reconciliation



# Integrated Apps for JD Edwards EnterpriseOne



The screenshot shows a spreadsheet interface with a menu bar at the top containing options like 'Validate', 'Delete Rows', 'Find Account', 'Refresh', 'Upload', 'Manage Formats', 'Twitter', 'Facebook', and 'Aellius Web Site'. Below the menu, there are tabs for 'Review / Validate', 'Lookups', 'Validation Data', and 'Upload'. The spreadsheet has columns labeled A through I. Row 9 contains 'Batch # 7849' and row 10 contains 'Batch Date 03/29/2012'. A green header row is labeled 'General Ledger Header'. Below it, rows 12-20 contain data for 'Indicator', 'Reverse', 'Document Type', 'Document Number', 'Company', 'GL Date', 'Explanation', 'Ledger Type', and 'Currency'. Row 15 is highlighted in yellow and contains: Y, N, JE, 12000122 00001, 03/02/2012, Test Upload 1, AA, USD. Row 20 is also highlighted in yellow and contains: Y, N, JE, 12000123 00001, 03/07/2012, Test Upload 1, AA, USD.

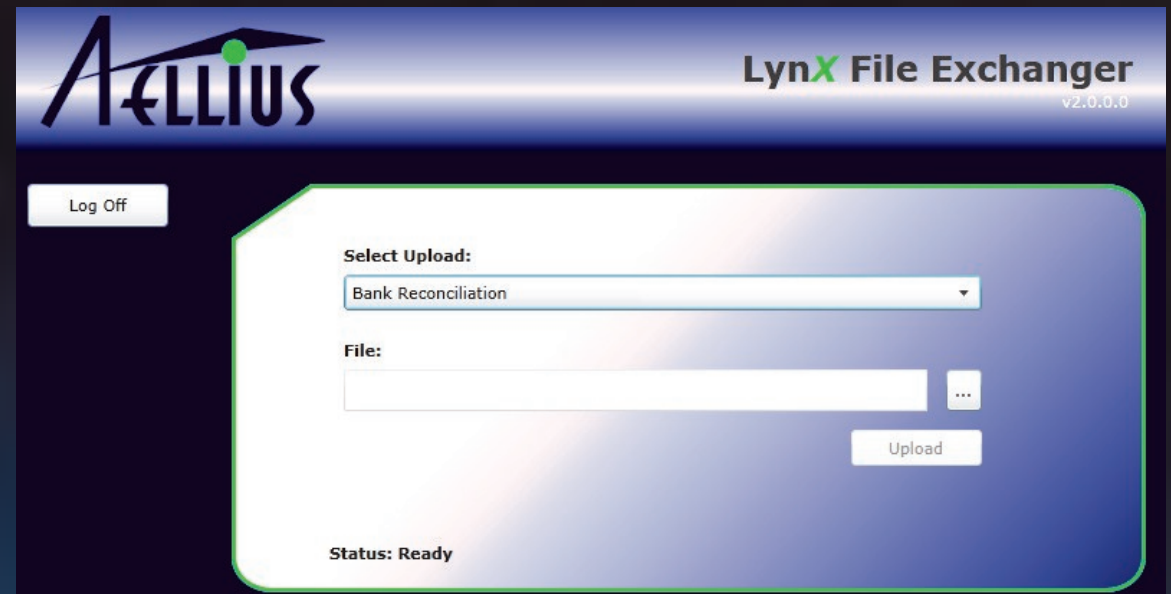
## The best of both worlds

**LynX Office** templates let you upload data from Excel to JD Edwards EnterpriseOne without additional steps - just a few clicks and your data is validated and uploaded!



## File Uploads & Downloads

With **LynX File Exchanger**, you can easily upload bank reconciliation, payroll and other external files to EnterpriseOne. Format changes are easy - no IT intervention required. You can also download bank tape (ACH) and positive pay files in the required format.



The screenshot shows the 'LynX File Exchanger v2.0.0.0' interface. At the top left is the 'AELLIOUS' logo. To the right is the title 'LynX File Exchanger v2.0.0.0'. Below the title is a 'Log Off' button. The main area is a white rounded rectangle with a green border. It contains a 'Select Upload:' dropdown menu with 'Bank Reconciliation' selected. Below that is a 'File:' input field with a file selection icon (three dots) to its right. At the bottom right of the white area is an 'Upload' button. At the bottom left of the white area, it says 'Status: Ready'.



385 Inverness Parkway, Suite 230, Englewood, CO, 80112, USA | (720) 253 0133 | info@aellius.com

© 2006—2012 Aellius Professional Research & Consulting, LLC  
Aellius, Aellius LynX, LynX Business Integrator, LynX Output Manager, LynX Monitor, and Aellius XForm are the trademarked property of Aellius Professional Research & Consulting, LLC. All other product and company names may be trademarks, registered trademarks, or copyrights of their respective owners.